

CARVER

Installation, Finishing and Maintenance Products for Wood Floors

Products for sealed wood floors

A DAMPPROOFING **ECOSIGIL PARQUET**

B CLEANING **DETER PARQUET**

C MAINTENANCE **BEL PARQUET VAP**

Also sealed wood floors need care to keep their characteristics of elegance and functionality. CARVER, taking advantage of its long-running experience in the parquet field, has developed a range of products intended for professional and domestic use, to meet any possible requirement regarding cleaning and maintenance.



COMPANY WITH ENVIRONMENTAL
MANAGEMENT SYSTEM
CERTIFIED BY DNV
= UNI EN ISO 14001:2004 =

COMPANY WITH QUALITY
MANAGEMENT SYSTEM
CERTIFIED BY DNV
= UNI EN ISO 9001:2000 =

CARVER srl

Via Giovanni XXIII, 36
20090 Rodano (MI)
Tel. +39 2.95.00.17.1
Fax +39 2.95.320.921
E-mail: carver@carver.it
www.carver.it

CARVER *Kit*

Cleaning and Maintenance Products for sealed Wood Floors



A DAMPPROOFING JOINING LINES WITH ECOSIGIL PARQUET

Every 4-8 months depending on the wear the floor must undergo.



Vacuum and tack thoroughly.




Clean the floor with Carver DETER PARQUET detergent. (**B**)



Shake well ECOSIGIL PARQUET then dilute it with water (1 lt of product is enough for 5 lt of water).




Spread the solution on the surface with a soft cloth or a mop. To enhance its water-repellent effectiveness, apply ECOSIGIL a second time after 30 minutes.



Immediately after drying, which requires normally 1 hour, the floor can be walked on and should be immediately polished with a household polisher using the soft discs. Polishing is necessary to even the surface.

B CLEANING WITH DETER PARQUET

At least weekly.



Remove dust from the floor.



Dilute DETER PARQUET in water, better if lukewarm (1 capful of product is enough for 1 lt of water).




Wipe the floor using a cloth or a mop moistened with the detergent solution. If necessary, rinse the cloth or mop every now and then in clear water to remove dirt, then wring it out and soak it in the solution again.



Let the floor dry without rinsing.

C MAINTAINING WITH BEL PARQUET VAP


From monthly to weekly depending on the wear the floor must undergo.




Wipe and clean (**B**).



Shake BEL PARQUET VAP and spray it on the floor.



Spread BEL PARQUET VAP uniformly with a soft, damp cloth.



Let the floor dry without rinsing.



If the surface doesn't look uniform, apply BEL PARQUET VAP once again.